

# How to format your paper for the ACNS journals

Serhiy O. Semerikov<sup>1,2,3,4,5</sup>, Vita A. Hamaniuk<sup>1,5</sup>, Pavlo P. Nechypurenko<sup>1,5</sup> and Tetiana A. Vakaliuk<sup>3,2,1,5</sup>

<sup>1</sup>Kryvyi Rih State Pedagogical University, 54 Universytetskyi Ave., Kryvyi Rih, 50086, Ukraine

<sup>2</sup>Institute for Digitalisation of Education of the NAES of Ukraine, 9 M. Berlynskoho Str., Kyiv, 04060, Ukraine

<sup>3</sup>Zhytomyr Polytechnic State University, 103 Chudnivsyka Str., Zhytomyr, 10005, Ukraine

<sup>4</sup>Kryvyi Rih National University, 11 Vitalii Matusevych Str., Kryvyi Rih, 50027, Ukraine

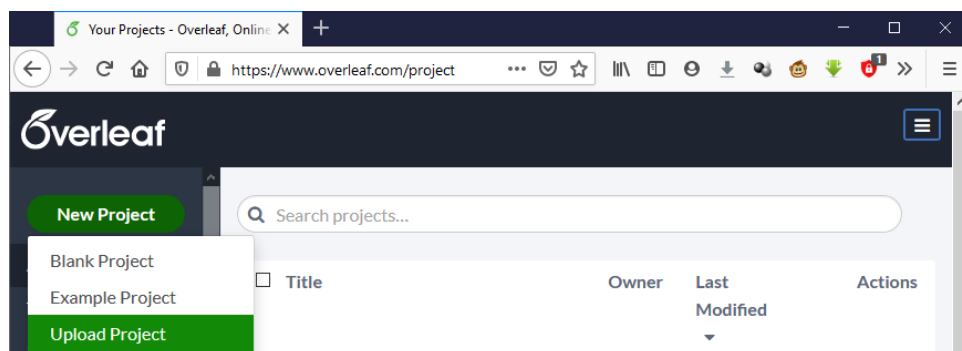
<sup>5</sup>Academy of Cognitive and Natural Sciences, 54 Universytetskyi Ave., Kryvyi Rih, 50086, Ukraine

**Abstract.** A clear and well-documented  $\text{\LaTeX}$  document is presented as an article formatted for publication in the journals of the Academy of Cognitive and Natural Sciences. Based on the “acnsart” document class, this article presents and explains many of the common variations, as well as many of the formatting elements an author may use in the preparation of the documentation of their work.

**Keywords:** LaTeX class, paper template, paper formatting, CTE Workshop Proceedings, Educational Dimension, Educational Technology Quarterly, Journal of Edge Computing, Science Education Quarterly

## 1. On the $\text{\LaTeX}$

You can freely use any  $\text{\LaTeX}$  compatible typesetting system (e.g., TeXStudio + TexLive is a good choice for any operating system), but if you do not want to be involved in the  $\text{\LaTeX}$  system administration, we propose to use a cloud-based  $\text{\LaTeX}$  editors like Overleaf (<https://www.overleaf.com>). After registering at Overleaf, you can start your paper revision with this template using the ‘New Project’ – ‘Upload Project’ menu (figure 1).



**Figure 1:** How to upload your project to Overleaf.

The next step is to select the template archive (figure 2).

ORCID: 0000-0003-0789-0272 (S. O. Semerikov); 0000-0002-3522-7673 (V. A. Hamaniuk);

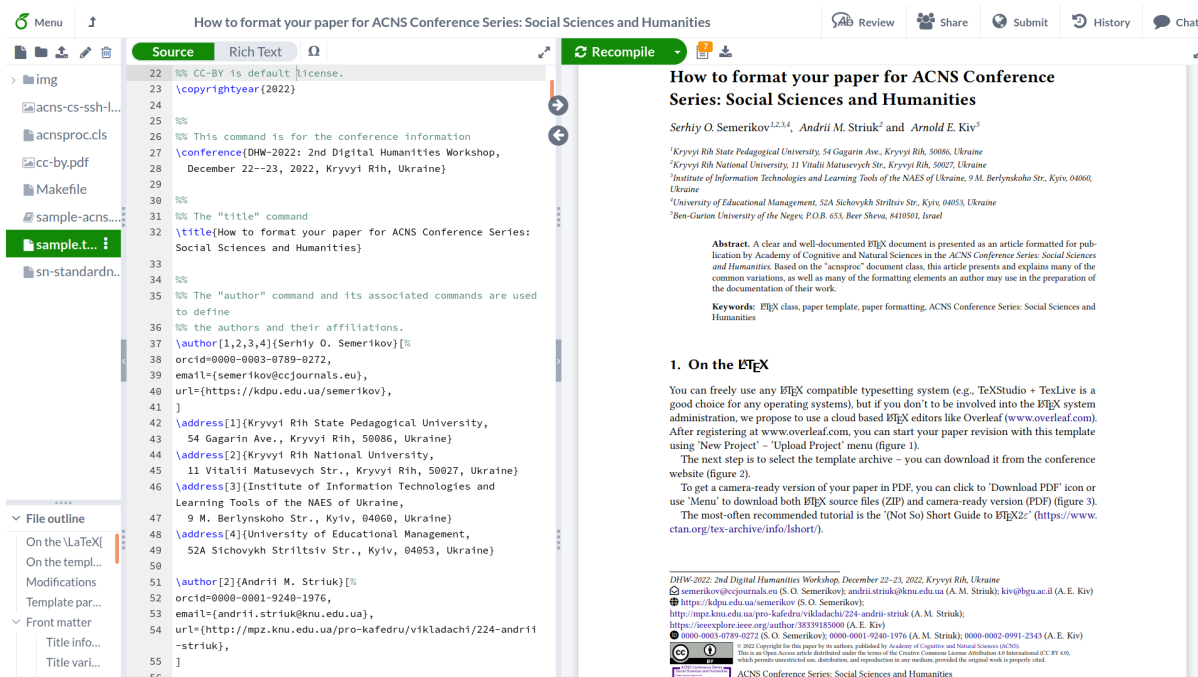
0000-0001-5397-6523 (P. P. Nechypurenko); 0000-0001-6825-4697 (T. A. Vakaliuk)

✉ [semerikov@acns.org](mailto:semerikov@acns.org) (S. O. Semerikov); [vitana65@gmail.com](mailto:vitana65@gmail.com) (V. A. Hamaniuk);

[acinonyxleo@gmail.com](mailto:acinonyxleo@gmail.com) (P. P. Nechypurenko); [tetianavakaliuk@gmail.com](mailto:tetianavakaliuk@gmail.com) (T. A. Vakaliuk)

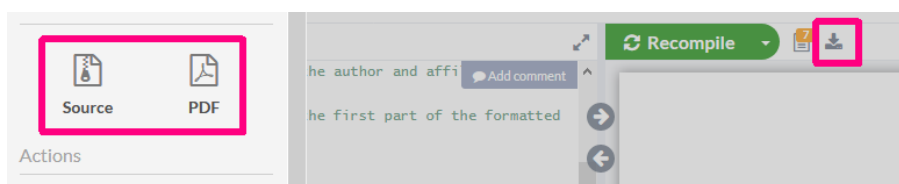
🌐 <https://acns.org/semerikov> (S. O. Semerikov); <https://kdpu.edu.ua/personal/vagamanuk.html>

(V. A. Hamaniuk); <https://acns.org/nechypurenko> (P. P. Nechypurenko); <https://acns.org/vakaliuk> (T. A. Vakaliuk)



**Figure 2:** Overleaf, online  $\text{\LaTeX}$  editor.

To get a camera-ready version of your paper in PDF, you can click on the ‘Download PDF’ icon or use the ‘Menu’ to download both  $\text{\LaTeX}$  source files (ZIP) and camera-ready version (PDF) (figure 3).



**Figure 3:** How to download your project from Overleaf.

The most-often recommended tutorial is the “(Not So) Short Guide to  $\text{\LaTeX}2_{\epsilon}$ ” (<https://www.ctan.org/tex-archive/info/lshort/>).

## 2. On the template

The Academy of Cognitive and Natural Sciences (ACNS) article template provides a consistent  $\text{\LaTeX}$  style for use across ACNS publications and incorporates accessibility and metadata-extraction functionality. This document will explain the significant features of the document class<sup>1</sup>.

If you are new to publishing with ACNS publications, this document is a valuable guide to the process of preparing your work for publication.

The “acnsart.cls” document class can be used to prepare articles for any ACNS publication and any stage of publication from review to final “camera-ready” copy with very few changes to the source.

This class depends on the following packages for its proper functioning:

- `natbib.sty` for citation processing;

<sup>1</sup>You can use this document as the template for preparing your publication. We recommend using the latest version of the acnsart style.

- `geometry.sty` for margin settings;
- `graphicx.sty` for graphics inclusion;
- `hyperref.sty` optional package if hyperlinking is required in the document;
- `fontawesome5.sty` optional package for icons.

All the above packages are part of any standard L<sup>A</sup>T<sub>E</sub>X installation. Therefore, the users need not be bothered about downloading any extra packages.

An extra files `acns-logo.png`, `cte-logo.pdf`, `ed-logo.pdf`, `etq-logo.png`, `jec-logo.jpg` and `seq-logo.pdf` are provides the logotypes of *Academy of Cognitive and Natural Sciences*, *CTE Workshop Proceedings*, *Educational Dimension*, *Educational Technology Quarterly*, *Journal of Edge Computing*, and *Science Education Quarterly* respectively.

The `bath` Bib<sub>T</sub><sub>E</sub>X style is intended for use in preparing manuscripts for the Academy of Cognitive and Natural Sciences journals. It provides numeric citations with Harvard-like formatting.

### 3. Modifications

Modifying the template — including but not limited to adjusting margins, typeface sizes, line spacing, paragraph and list definitions, and the use of the `\vspace` command to manually adjust the vertical spacing between elements of your work — is not allowed.

### 4. Template parameters

There are a number of template parameters which modify some parts of the `ceurart` document class. This parameters are enclosed in square brackets and are a part of the `\documentclass` command:

```
\documentclass[parameter]{acnsart}
```

Parameters include:

- `cte` : paper submitted to the *CTE Workshop Proceedings* (<https://acns.org/cte>).
- `ed` : paper submitted to the *Educational Dimension* (<https://acns.org/ed>).
- `etq` : paper submitted to the *Educational Technology Quarterly* (<https://acns.org/etq>).
- `jec` : paper submitted to the *Journal of Edge Computing* (<https://acns.org/jec>).
- `seq` : paper submitted to the *Science Education Quarterly* (<https://acns.org/seq>).

Template support:

- `\setdoi{DOI}` : set article doi to *DOI* like `{10.55056/seq.ARTNUM}`.
- `\setjournalyear{YEAR}` : set journal year to *YEAR*.
- `\setjournalvolume{VOLUME}` : set journal volume to *VOLUME*.
- `\setjournalissue{ISSUE}` : set journal issue to *ISSUE*.
- `\setcounter{page}{STARTPAGE}` : set start page to *STARTPAGE*.

Article in press must have at least *YEAR* and *DOI*.

### 5. Front matter

#### 5.1. Title information

The title of the paper should be either all use the regular English style.

Use the `\title` command to define the title of your work. Do not insert line breaks in your title.

```
\title{This is a title}
```

## 5.2. Authors and affiliations

Each author must be defined separately for accurate metadata identification. Multiple authors may share one affiliation. Authors' names should not be abbreviated; use full first names wherever possible. Include authors' e-mail addresses whenever possible.

`\author` command has the below options:

- `orcid`: ORCID
- `email`: E-mail
- `url`: URL

Author names can have some kinds of marks and notes:

- **affiliation mark**: `\author[<num>]`
- **email**: `\ead{<email>}`
- **url**: `\ead[url]{<url>}`

The author names and affiliations could be formatted in two ways:

1. Group the authors per affiliation.
2. Use an explicit mark to indicate the affiliations.

Author block example:

```
\author[1,2]{Author Name}[%
  orcid=0000-0000-000-0000,
  email={name@example.com},
  url={https://name.example.com}
]
```

```
\address[1]{Affiliation #1}
\address[2]{Affiliation #2}
```

## 5.3. Abstract and keywords

The abstract shall be entered in an environment that starts with `\begin{abstract}` and ends with `\end{abstract}`.

```
\begin{abstract}
  This is an abstract.
\end{abstract}
```

The keywords are enclosed in a `keywords` environment. Use `\sep` to separate keywords.

```
\begin{keywords}
  first keyword \sep
  second keyword \sep
  third keyword \sep
  fourth keyword
\end{keywords}
```

At the end of the front matter, add `\maketitle` command.



## 6. Sectioning commands

Your work should use standard  $\LaTeX$  sectioning commands: `\section`, `\subsection`, `\subsubsection`, and `\paragraph`. They should be numbered; do not remove the numbering from the commands.

Simulating a sectioning command by setting the first word or words of a paragraph in boldface or italicized text is not allowed.

## 7. Tables

The “acnsart” document class includes the “booktabs” package — <https://ctan.org/pkg/booktabs> — for preparing high-quality tables.

Tables should be numbered sequentially throughout the text and referred to in the text by number (table 1, etc, **rather than** tab. 1). Each table should be a float and positioned within the text at the most convenient place near where it is first mentioned. It should have an explanatory caption that is as concise as possible. Table captions are placed *above* the table.

Because tables cannot be split across pages, the best placement for them is typically the top of the page nearest their initial cite. To ensure this proper “floating” placement of tables, use the environment `table` to enclose the table’s contents and the table caption. The contents of the table itself must go in the `tabular` environment to be appropriately aligned in rows and columns with the desired horizontal and vertical rules.

Immediately following this sentence is the point at which table 1 is included in the input file; compare the placement of the table here with the table in the printed output of this document.

**Table 1**

Frequency of special characters.

Non-English or Math	Frequency	Comments
Ø	1 in 1,000	For Swedish names
$\pi$	1 in 5	Common in math
\$	4 in 5	Used in business
$\Psi_1^2$	1 in 40,000	Unexplained usage

You can find a lot of examples at [Overleaf documentation on tables](#).

## 8. Math equations

You may want to display math equations in three distinct styles: inline, numbered or non-numbered display. Each of the three are discussed in the following sections.

Equations may be numbered sequentially throughout the text (i.e., (1), (2), (3), ...) or numbered by section (i.e., (1.1), (1.2), (2.1), ...) depending on the author’s personal preference. In articles with several appendices, equation numbering by section is useful in the appendices even when sequential numbering has been used throughout the main body of the text: for example, A.1, A.2 and so forth. When referring to an equation in the text, always put the equation number in brackets – e.g. ‘as in equation (2)’ or ‘as in equation (2.1)’ – and always spell out the word ‘equation’ in full, e.g. ‘if equation (5) is factorized’; do not use abbreviations such as ‘eqn.’ or ‘eq.’.

### 8.1. Inline (in-text) equations

A formula that appears in the running text is called an inline or in-text formula. It is produced by the `math` environment, which can be invoked with the usual `\begin`

... \end construction or with the short form \$ ... \$. You can use any of the symbols and structures, from  $\alpha$  to  $\omega$ ; this section will show a few examples of in-text equations in context. Notice how this equation:  $\lim_{n \rightarrow \infty} \frac{1}{n} = 0$ , set here in inline math style, looks slightly different when set in display style. (See next subsection).

## 8.2. Display equations

A numbered display equation – one set off by vertical space from the text and centred horizontally – is produced by the `equation` environment. An unnumbered display equation is produced by the `displaymath` environment (or `equation*` with `amsmath` package).

Again, in either environment, you can use any of the symbols and structures available in  $\text{\LaTeX}$ ; this section will just give a couple of examples of display equations in context. First, consider the equation, shown as an inline equation above:

```
\begin{equation}
\lim_{n \rightarrow \infty} \frac{1}{n} = 0.
\end{equation}
```

$$\lim_{n \rightarrow \infty} \frac{1}{n} = 0. \quad (1)$$

Notice how it is formatted somewhat differently in the `displaymath` environment. Now, we will enter an unnumbered equation:

```
\begin{displaymath}
S_n = \sum_{i=1}^n x_i,
\end{displaymath}
```

$$S_n = \sum_{i=1}^n x_i,$$

and follow it with another numbered equation:

```
\begin{equation}\label{lim}
\lim_{x \rightarrow 0} (1 + x)^{1/x} = e
\end{equation}
```

$$\lim_{x \rightarrow 0} (1 + x)^{1/x} = e \quad (2)$$

to demonstrate  $\text{\LaTeX}$ 's able handling of numbering.

Usually, equations should be centred and should be numbered with the number on the right-hand side. (You can find additional examples of alignment at [Overleaf documentation on aligning equations with amsmath](#)).

Using `\label{equation}`, you can refer to the corresponding equation (e.g., equation (2)) by number.

## 9. Figures

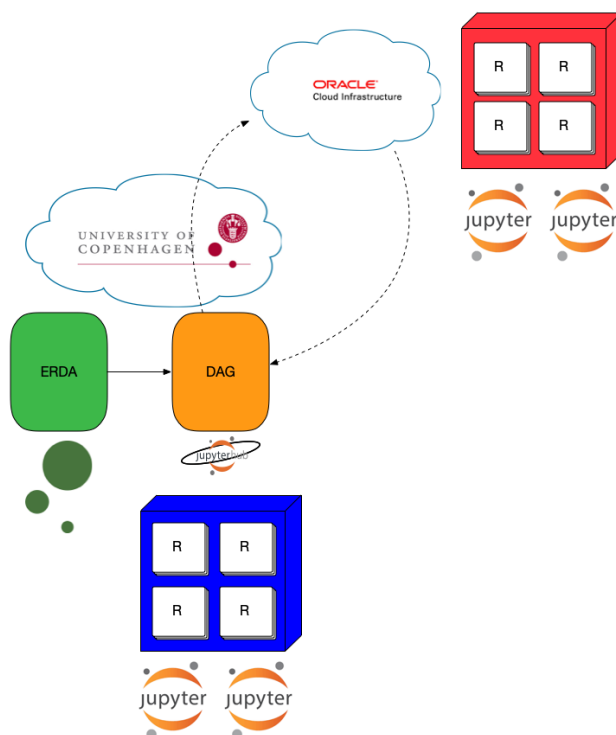
Figures must be included in an article's source code at the appropriate place in the text, not grouped at the end.

Each figure should have a brief caption describing it and, if necessary, interpreting the various lines and symbols on the figure. As much lettering as possible should be removed from the figure itself and included in the caption. If a figure has parts, these should be labelled (a), (b), (c), etc.

Authors should use the space allocated to them as economically as possible. Place the figure as close as possible after the point where it is first referenced in the text. If



**Figure 4:** Figure caption for first of two-sided figures.



**Figure 5:** Figure caption for second of two-sided figures.

there are a large number of figures, it might be necessary to place some before the text citation. Figures should never appear within or after the reference list.

Individual figures should generally be centred, but two figures should be placed side-by-side if they will fit comfortably like this, as it saves space. At times, it may be convenient to put two figures side by side or put the caption at the side of a figure. To put figures side by side, within a figure environment, put each figure and its caption into a minipage with an appropriate width (e.g. 3in or 18pc if the figures are of equal size) and then separate the figures slightly by adding some horizontal space between the two minipages (e.g. `\hspace{.2in}` or `\hspace{1.5pc}`). To get the caption at the side of the figure, add the small horizontal space after the `\includegraphics` command and then put the `\caption` within a minipage of the appropriate width aligned bottom, i.e. `\begin{minipage}[b]{3in}` etc.

The “figure” environment should be used for figures. One or more images can be placed within a figure.

Your figures should contain a caption which describes the figure to the reader (see figure 6). Figure captions go below the figure. Your figures should also include a description suitable for screen readers to assist the visually challenged to understand your work better.

For figures with a fixed position in the text, use the syntax of figure 6:

```
\begin{figure}[h]
\centering
\includegraphics[width=0.75\linewidth]{img/example-franklin}
\caption{1907 Franklin Model D roadster.}
\label{fig-0}
\end{figure}
```

If a figure has parts, these should be labelled as (a), (b), (c) etc, on the actual figure. Parts should not have separate captions (see figure 7).



**Figure 6:** 1907 Franklin Model D roadster.

```
\begin{figure}[t]
\begin{center}
\begin{minipage}[b]{0.47\columnwidth}
\includegraphics[width=1\columnwidth]{img/name.eps}
\begin{center}(a)\end{center}
\end{minipage}
\hspace{0.04\columnwidth}
\begin{minipage}[b]{0.47\columnwidth}
\includegraphics[width=1\columnwidth]{img/name.eps}
\begin{center}(b)\end{center}
\end{minipage}
\end{center}
\caption{\label{fig5}A caption of the figure of two parts, (a) and (b).}
\end{figure}
```

### 9.1. Colour illustrations

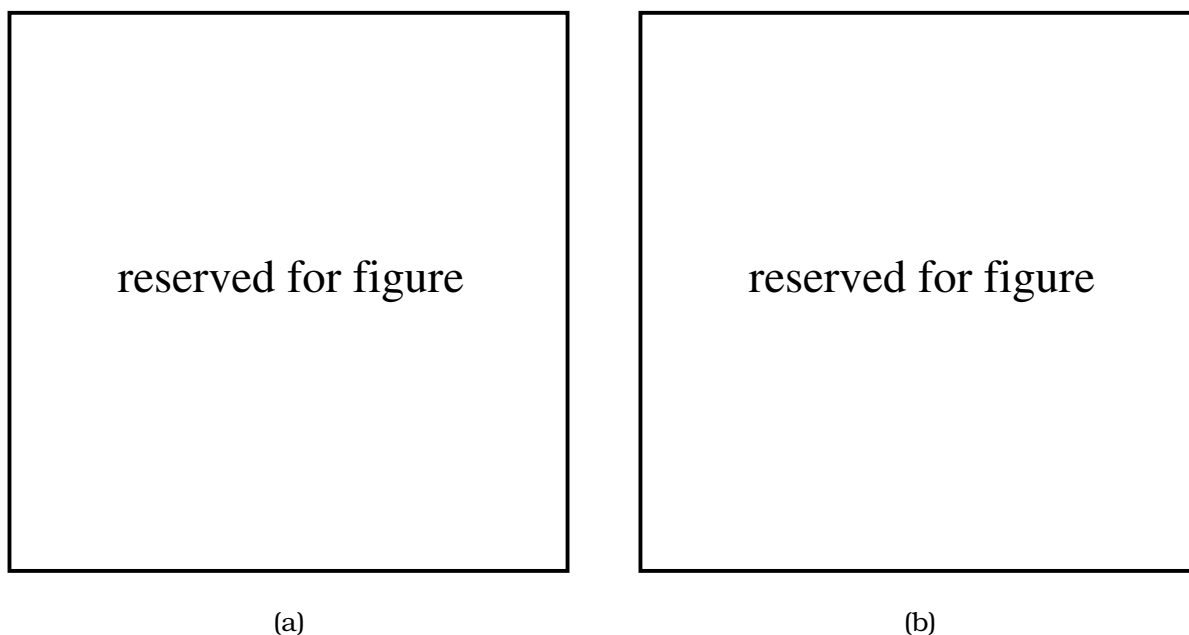
You are free to use colour illustrations.

#### 9.1.1. Remark

Use over 300 dpi resolution for your figures (we prefer 600 dpi).

*One more remark* Do not use the lossy compressed images (e.g., JPEG).





**Figure 7:** A caption of the figure of two parts, (a) and (b).

## 10. Citations and bibliographies

References should be cited in the text by placing sequential numbers in brackets using `\cite` (for example, [47], [10, 26, 33]) and `\citet` (for example, Osadcha and Osadchyi [36], Spirin [56], Vakaliuk et al. [62]). A complete reference should provide enough information to locate the article. The terms *loc. cit.* and *ibid.* should not be used.

Unpublished conferences and reports should generally not be included in the reference list, and articles in the course of publication should be entered only if the journal of publication is known.

A thesis submitted for a higher degree may be included in the reference list if it has not been superseded by a published paper and is available through a library; sufficient information should be given so it can be traced readily.

### 10.1. Formatting reference lists

The use of Bib<sub>T</sub><sub>E</sub>X for the preparation and formatting of one's references is **mandatory**.

The bibliography is included in your source document with this command, placed just before the `\end{document}` command:

```
\bibliography{bibfile}
```

where “bibfile” is the name, without the “.bib” suffix, of the Bib<sub>T</sub><sub>E</sub>X file.

## 11. Bibliographic data fields

### 11.1. References to printed journal articles

A normal reference to a journal article is constructed as follows:

```
@article{Osadchyi20171133,
  author={Osadchyi, V. and Osadcha, K. and Ereemeev, V.},
  title={The model of the intelligence system for the analysis
```

```

of qualifications frameworks of {European} countries},
journal={{International Journal of Computing}},
year={2017},
volume={16},
number={3},
pages={133-142},
doi={10.47839/ijc.16.3.896}
}

```

### 11.2. References to books, conference proceedings and reports

References to books, proceedings and reports are similar to journal references:

- Complete book

```

@book{Morkun,
  author = {Vladimir Morkun and Serhiy Semerikov
            and Svitlana Hryshchenko},
  title = {Methods of Using Geoinformation Technologies
            in Mining Engineers' Training},
  year = {2018},
  publisher = {Cambridge Scholars Publishing},
  address = {Newcastle upon Tyne},
  url={https://www.cambridgescholars.com/product/978-1-5275-1615-1}
}

```

- Book in series

```

@book{Dirac:1958,
  author = {P. A. M. Dirac},
  title = {The Principles of Quantum Mechanics},
  series = {The International Series of Monographs on Physics},
  number = {27},
  edition = {4},
  publisher = {Clarendon Press},
  address = {Oxford},
  year = {1967}
}

```

- Book chapter or some part of the book

```

@inbook{Humboldt:chl,
  publisher = {Cambridge University Press},
  year = {1999},
  title = {{On Language: On the Diversity of Human Language
            Construction and its Influence on the Mental Development
            of the Human Species}},
  series={{Cambridge Texts in the History of Philosophy}},
  author = {Wilhelm {Von Humboldt}},
  editor={Michael Losonsky},
  chapter={1},
  pages={11-22},
}

```

(You can also cite any part of book using \cite[pp.~110--113]{Dirac:1958}  
or \cite[chapter 4, pp.~98--105]{Dirac:1958})



- **Authored chapter**

```
@Incollection{Shramko2016,
  author="Shramko, Yaroslav",
  editor="Bimb{\'}o}, Katalin",
  title={{Truth, Falsehood, Information and Beyond:
    The American Plan Generalized}},
  bookTitle={{J. Michael Dunn on Information Based Logics}},
  year="2016",
  publisher="Springer International Publishing",
  address="Cham",
  pages="191--212",
  isbn="978-3-319-29300-4",
  doi="10.1007/978-3-319-29300-4_11",
}
```

- **Article in conference proceedings**

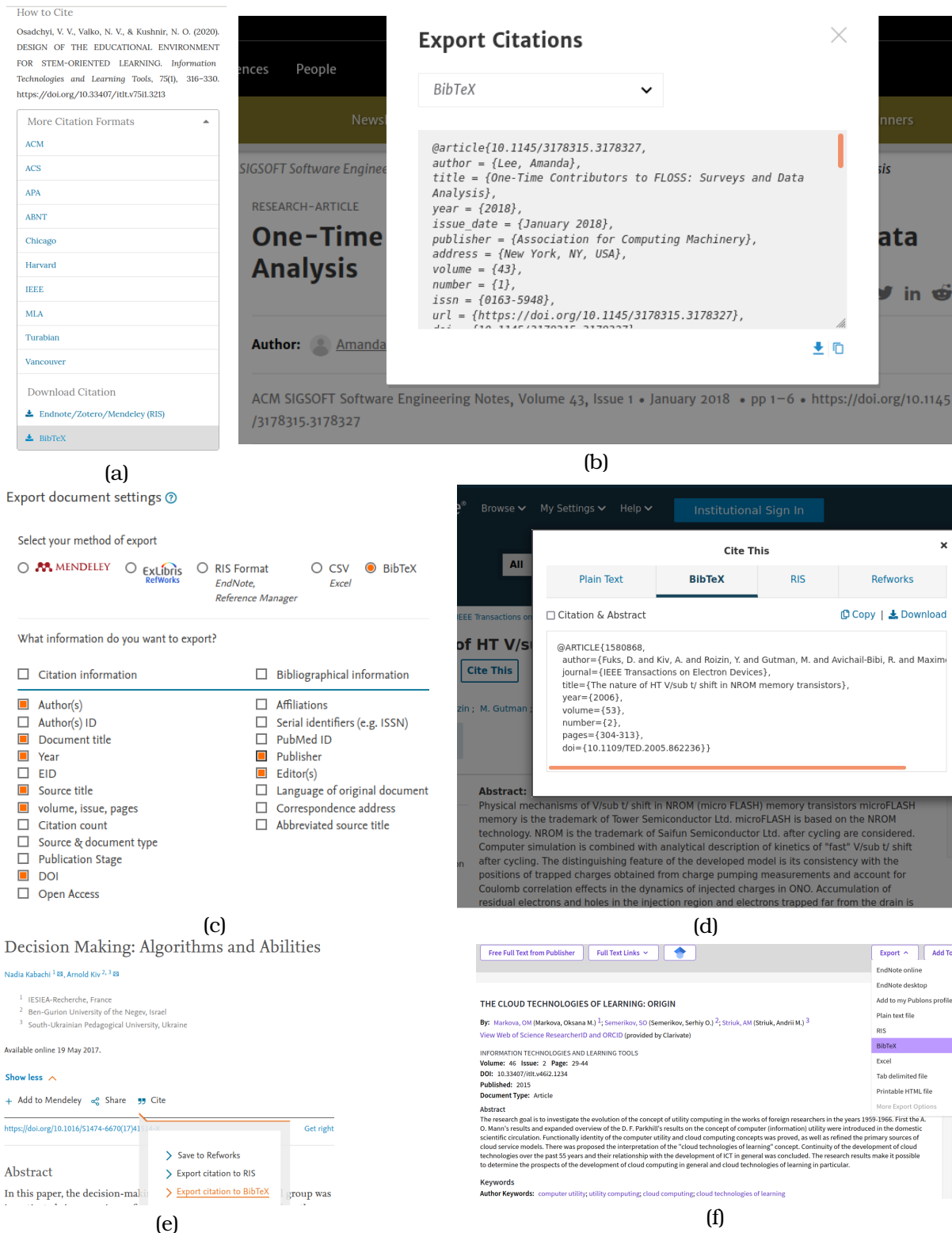
```
@incollection{Tkachuk2021,
  author="Tkachuk, Viktoriia and Yechkalo, Yuliia and
    Semerikov, Serhiy and Kislova, Maria and
    Hladyr, Yana",
  editor="Bollin, Andreas and Ermolayev, Vadim
    and Mayr, Heinrich C. and Nikitchenko, Mykola
    and Spivakovsky, Aleksander and Tkachuk, Mykola
    and Yakovyna, Vitaliy and Zholtkevych, Grygoriy",
  title="{Using Mobile ICT for Online Learning
    During COVID-19 Lockdown}",
  doi={10.1007/978-3-030-77592-6_3},
  booktitle="Information and Communication
    Technologies in Education, Research,
    and Industrial Applications",
  year="2021",
  publisher="Springer International Publishing",
  address="Cham",
  pages="46--67",
  isbn="978-3-030-77592-6"
}
```

or @conference or @inproceedings.

### 11.3. A case of non-Latin source

When non-Latin alphabet publications are cited, the title of the publication (e.g., book or article) in the original language needs to be both transliterated and translated into English. Other bibliographic components (including authors, publisher, address and journal name) are transliterated only [47]:

```
@article{IA2000,
  author = {Semerikov, S. O. and Soloviov, V. M.
    and Teplytskyi, I. O.},
  year=2000,
  title= {Instrumentalne zabezpechennia kursu kompiuternoho
    modeliuvannia
```

**Figure 8:** Export citations into a BibTeX file.

[{I}nstrumental support of the course of computer modelling}},  
 journal= {Kompiuter u shkoli i simi},  
 number=4,  
 pages={28–31},  
 url={https://lib.iitta.gov.ua/704129/}

}

#### 11.4. Best practices: export citations into a BibTeX file

An excellent way to make your bibliography is to exclude manual creation bibliography items whenever it possible. We strongly recommend using the “Cite” (export) facilities to BibTeX which are available in most OJS installations (figure 8a), ACM Digital Library (figure 8b), Scopus (figure 8c), IEEE Xplore (figure 8d), ScienceDirect (figure 8e), Web of Science (figure 8f) etc.

#### 11.5. Some examples

A paginated journal article [26], an enumerated journal article [22, 48], a monograph (whole book) [33], a monograph/whole book in a series [14], a divisible book such as an anthology or compilation [10] followed by the same example; however we only output the series if the volume number is given [11] (so series should not be present since it has no volume number); a chapter in a divisible book [55], a chapter in a divisible book in a series [9], a multi-volume work as book [27], an article in a proceedings (of a conference, symposium, workshop for example) (paginated proceedings article) [2, 31], a proceedings article with all possible elements [54], an informally published work [13], a doctoral dissertation [5], a master’s thesis: [3], an online document / world wide web resource [1, 39, 59], a video game (Case 1) [35] and (Case 2) [34] and [30] and (Case 3) a patent [46], work accepted for publication [42]. Multi-volume works as books [18] and [17]. A couple of citations with DOIs: [19, 24]. Online citations: [4, 20, 41, 59].

A lot of citations with \cite: [7, 8, 12, 15, 21, 23, 25, 28, 29, 32, 37, 38, 40, 43–45, 49–53, 57, 58, 60, 61, 63–66].

Same citations with \citet: Descartes [7], Dirac [8], Goncharov et al. [12], Haveman and Gualtieri [15], Kalitkin and Kuz’mina [21], Kerley [23], Kiv et al. [25], Konoplya [28], Koryakova and Epimakhov [29], Morkun, Semerikov and Hryshchenko [32], Osadchyi, Osadcha and Ereemeev [37], Plato [38], Puu and Sushko [40], Russell [43], Rutberg, Safronov and Shiryaev [44], Saptsin and Soloviev [45], Semerikov et al. [49], Shramko [50, 51], Shramko and Rossman [52], Shramko and Wansing [53], Sutherland [57], Teplytskyi [58], Tkachuk et al. [60], Trius et al. [61], Vlasenko et al. [63], Von Humboldt [64], Zhaldak [65, 66].

## 12. Ethical disclaimers

A disclaimer is a note of disclaimer of responsibility. For example, authors’ statements about conflicts of interest, author contributions, acknowledgements, etc.

Authors should not prepare these disclaimers as a numbered or unnumbered \section; please use the special environments instead.

### 12.1. Author contributions

The Committee on Publication Ethics (COPE) draws attention to the problem of authorship [6]. The CRediT system (<https://credit.niso.org/>) is proposed to formalize author roles. The CRediT (Contributor Roles Taxonomy) offers 14 possible author roles [16]. This is not really a taxonomy, but a faceted classification. Author roles are not always independent in themselves.

The following statements should be used *Conceptualization, X.X. and Y.Y.; methodology, X.X.; software, X.X.; validation, X.X., Y.Y. and Z.Z.; formal analysis, X.X.; investigation, X.X.; resources, X.X.; data curation, X.X.; writing—original draft preparation, X.X.; writing—review and editing, X.X.; visualization, X.X.; supervision, X.X.; project administration, X.X.; funding acquisition, Y.Y.* Please add at the end of the statement: *All authors have read and agreed to the published version of the manuscript.*

This section has a special environment:

```
\begin{authorcontributions}
...
\end{authorcontributions}
```

### 12.2. Funding

Disclaimer *funding* refers primarily to external funding if the research was externally initiated. If the research is entirely the initiative of the author's team, it is better to indicate gratitude for partial funding of some of the stages of the research in the *Acknowledgments* section. The fact that the author's team has received external funding should be recorded in the disclaimer as a matter of course. When mentioning the sponsor, its exact data (name of the organization, grant number, etc.) and the country of its location should be specified (for example *This research was funded by NAME OF FUNDER grant number XXX*). If there is any support, it is recommended to clarify in the *Conflicts of interest* section at which stages of the research and how the support was used. If there is no external funding, it is written: *This research received no external funding*. If it is impossible to obtain information from the authors about the source of funding, then write: *Not specified*.

This section has a special environment:

```
\begin{funding}
...
\end{funding}
```

### 12.3. Data availability statement

Data are particularly important in reproducible researches. The data availability statement tells the reader where the research data related to the article are located and under what conditions the data can be accessed. References to the dataset are also provided.

If no new data is created or analyzed, please write: *No new data were created or analyzed in this study. Data sharing is not applicable*.

This section has a special environment:

```
\begin{dataavailability}
...
\end{dataavailability}
```

### 12.4. Conflicts of interest

This disclaimer must be included.

Conflicts of interest can comment on various aspects, but usually the author's past or current employment is indicated. Grants (especially from for-profit companies) received not only by the author but also by the organization for which he or she works are indicated. If the author is associated with a sponsor, it is indicated where the research was conducted.

If there is no conflict of interest, then the corresponding statement should also be included: *The authors declare no conflict of interest*.

This section has a special environment:

```
\begin{conflictsofinterest}
...
\end{conflictsofinterest}
```

## 12.5. Acknowledgments

Identification of funding sources and other support, and thanks to individuals and groups that assisted in the research and the preparation of the work should be included in an acknowledgement section, which is placed just before the reference section in your document.

This section has a special environment:

```
\begin{acknowledgments}
We acknowledge Covidpocalypse 2019 for making the
long-awaited completion of this paper possible.
\end{acknowledgments}
```

so that the information contained therein can be more easily collected during the article metadata extraction phase and to ensure consistency in the spelling of the section heading.

## 12.6. Declaration on Generative AI

Generative AI can support the drafting of a paper but never supplant it, and should be used responsibly.

ACNS Policy on AI-Assisting Tools aims to be transparent about how authors, readers, reviewers, and editors should approach generative AI (GenAI) tools when writing papers later published at ACNS journals.

If you, the author, use GenAI tools for writing they should only support you in drafting and improving your writing, not doing the core writing tasks on your behalf. Tasks like developing scientific insights, drawing conclusions, or making recommendations should be performed by human authors. ACNS hereby requests you to:

- **Declare the use of GenAI tools in the paper.** This declaration helps maintain trust and transparency with the readers and ensures adherence to the terms of use for these tools. This policy applies to new content only (after it takes effect), not to previously published work.
- **Review and edit any AI-generated content.** Simply copying and pasting generated content is not permitted as it may contain errors or biases. Ultimately, as the author of the manuscript, you are accountable for its content.
- **Not list AI tools as authors.** ACNS publishes original work from human authors. Authorship entails responsibilities, such as guaranteeing accuracy and integrity, that AI-Assistants cannot fulfil. Contributions from GenAI tools must be disclosed in the manuscript's dedicated section (i.e., Declaration on generative AI) and, if desired, referenced appropriately in the original research papers.

A sample of acceptable use cases of GenAI within ACNS publications are exemplified here, alongside notable exceptions where their employment would be deemed unacceptable, are listed in table 2.

Authors are hereby required to declare and detail the specific contributions of any GenAI tools and services used in the preparation of their work. This ensures transparency and provides readers, and editors with a clear understanding of the role GenAI played in the production of the published work.

This disclosure must include the following:

- **Tools and services:** a complete listing of all GenAI tools and services employed.
- **Tools' contributions:** a precise description of the specific contributions made by each GenAI tool or service, categorised in accordance with the established GenAI Usage Taxonomy.

**Table 2**

Acceptable and unacceptable cases.

Use case	Acceptable	Unacceptable
Text creation	While GenAI can assist with writer's block or retrieving definitions, its use should be contingent upon human critical thinking and judgment to ensure accuracy and originality.	Using GenAI to generate new text, such as paragraphs, or even entire sections of a paper is ethically unacceptable. Academic writing must be original and attributed to human authors.
Text translation	This involves using GenAI to translate text from another language into English or vice versa.	Employing GenAI to translate a previously published work into English, without subsequent editorial refinement, raises ethical concerns about self-plagiarism.
Sentence polishing	GenAI can be used to identify and correct grammatical errors, typos, and other writing mistakes. This helps improve the clarity and professionalism of your writing.	GenAI's ability to process large textual data allows it to seemingly process minor sentences to whole paragraphs. Refining whole paragraphs without human critical thinking and judgment can perpetuate biases from its training data and erode the author's narrative voice.
Image creation	GenAI can create images based on text prompts. This is acceptable only when the paper's core topic is about automatic image generation.	Employing GenAI to create visual aids, such as diagrams, charts, and illustrations is unacceptable. The generated output is often nonsensical, and hinder the quality, trustworthiness, and value of scientific papers.
Rephrasing	GenAI can help you rephrase sentences or paragraphs to improve clarity, conciseness, or style. This can be helpful for expressing ideas in a more sophisticated way.	As stated for sentence polishing, rephrasing without human oversight can perpetuate biases from its training data and erode the author's narrative voice.

GenAI Usage Taxonomy by CEUR-WS (<https://ceur-ws.org/GenAI/Taxonomy.html>, table 3) is a 13-role taxonomy describing how GenAI contributed to the production and publication of research articles.

The Declaration on generative AI statement should be provided during the submission process and will appear above the References section of the published paper.

Either: *The author(s) have not employed any generative AI tools.*  
 or (by using the activity taxonomy in table 3): *During the preparation of this work, the author(s) used X-GPT-4 and Gramby in order to: Grammar and spelling check. Further, the author(s) used X-AI-IMG for figures 3 and 4 in order to: Generate images. After using these tool(s)/service(s), the author(s) reviewed and edited the content as needed and take(s) full responsibility for the publication's content.*

This section has a special environment:

```
\begin{aideclaration}
...
\end{aideclaration}
```

**Author contributions:** Conceptualization, Serhiy O. Semerikov and Tetiana A. Vakaliuk; methodology,



**Table 3**

GenAI Usage Taxonomy by CEUR-WS.

Contribution	Description
Drafting content	AI can help you write different sections of your paper, such as introductions, literature reviews, or methodology descriptions
Generate images	AI can help you generate images for your paper
Text translation	AI can help you in translating your work or reaching a broader audience
Generate literature review	AI can help you drafting a literature review section starting from a set of relevant papers
Paraphrase and reword	AI can help you express ideas in different ways, ensuring clarity and conciseness
Improve writing style	AI can offer suggestions for sentence structure, word choice, and overall flow
Abstract drafting	AI can draft a concise abstract that captures the gist of your research
Grammar and spelling check	AI can catch errors that you might have missed
Plagiarism detection	AI can help you identify potential plagiarism issues in your own writing
Citation management	AI can help format citations and references according to specific styles (e.g., APA, MLA)
Formatting assistance	AI can ensure your paper adheres to specific formatting guidelines required by journals or institutions
Peer review simulation	AI can simulate peer review by providing feedback on the strengths and weaknesses of your paper
Content enhancement	AI can suggest additional content or research that could strengthen your arguments

Vita A. Hamaniuk; software, Serhiy O. Semerikov; writing – original draft, Serhiy O. Semerikov; writing—review and editing, Pavlo P. Nechypurenko and Tetiana A. Vakaliuk. All authors have read and agreed to the published version of the manuscript.

**Funding:** This research received no external funding.

**Data availability statement:** No new data were created or analysed during this study. Data sharing is not applicable.

**Conflicts of interest:** The authors declare no conflict of interest.

**Acknowledgments:** Thanks to the [developers of CEURART LaTeX style](#) for the inspiration.

**Declaration on generative AI:** The authors have not employed any generative AI tools.

## References

- [1] Ablamowicz, R. and Fauser, B., 2007. CLIFFORD: a Maple 11 Package for Clifford Algebra Computations, version 11. Available from: <http://math.tntech.edu/rafal/cliff11/index.html>.
- [2] Andler, S., 1979. Predicate path expressions. In: B.K. Rosen, ed. *Proceedings of the 6th. ACM SIGACT-SIGPLAN symposium on Principles of Programming Languages*. New York, NY: ACM Press, POPL '79, pp.226–236. Available from: <https://doi.org/10.1145/567752.567774>.
- [3] Anisi, D.A., 2003. *Optimal motion control of a ground vehicle*. Master's thesis. Royal Institute of Technology (KTH), Stockholm, Sweden. Available from: [https://people.kth.se/~anisi/articles/masters\\_thesis.html](https://people.kth.se/~anisi/articles/masters_thesis.html).
- [4] Anzaroot, S. and McCallum, A., 2013. UMass citation field extraction dataset. Available from: <http://www.iesl.cs.umass.edu/data/data-umasscitationfield>.

- [5] Clarkson, K.L., 1985. *Algorithms for closest-point problems (computational geometry)*. Ph.D. thesis. Stanford University, Palo Alto, CA. UMI Order Number: AAT 8506171. Available from: <https://doi.org/10.5555/911891>.
- [6] Committee on Publication Ethics, 2019. *COPE Discussion Document: Authorship*. 2nd ed. Available from: <https://doi.org/10.24318/cope.2019.3.3>.
- [7] Descartes, R., 2014. The birth of peace. *Common knowledge*, 20(2), pp.371–386. Available from: <https://doi.org/10.1215/0961754X-2423052>.
- [8] Dirac, P.A.M., 1967. *The principles of quantum mechanics*, The International Series of Monographs on Physics 27. 4th ed. Oxford: Clarendon Press.
- [9] Douglass, B.P., Harel, D. and Trakhtenbrot, M.B., 1998. Statecharts in use: structured analysis and object-orientation. In: G. Rozenberg and F.W. Vaandrager, eds. *Lectures on embedded systems*. London: Springer-Verlag, *Lecture Notes in Computer Science*, vol. 1494, pp.368–394. Available from: [https://doi.org/10.1007/3-540-65193-4\\_29](https://doi.org/10.1007/3-540-65193-4_29).
- [10] Editor, I., ed., 2007. *The title of book one*. 1st ed., Chicago: University of Chicago Press, *The name of the series one*, vol. 9, chap. 3. Available from: <https://doi.org/10.1007/3-540-09237-4>.
- [11] Editor, I., ed., 2008. *The title of book two*. 2nd ed., Chicago: University of Chicago Press, chap. 100. *The name of the series two*. Available from: <https://doi.org/10.1007/3-540-09237-4>.
- [12] Goncharov, I.G., Davidkovich, A.S., Polishchuk, A.P. and Sevriuk, L.G., 1966. Avtomaticheskoe regulirovanie zagruzki okatyshei na obzhigovuiu mashinu [Automatic regulation of the loading of pellets on the roasting machine]. *Gornyy zhurnal*, (9), pp.52–55. Available from: [https://jglobal.jst.go.jp/detail?JGLOBAL\\_ID=201602008610939390](https://jglobal.jst.go.jp/detail?JGLOBAL_ID=201602008610939390).
- [13] Harel, D., 1978. *Logics of programs: Axiomatics and descriptive power*. (MIT research lab technical report TR-200). Cambridge, MA: Massachusetts Institute of Technology.
- [14] Harel, D., 1979. *First-order dynamic logic*, *Lecture Notes in Computer Science*, vol. 68. New York, NY: Springer-Verlag. Available from: <https://doi.org/10.1007/3-540-09237-4>.
- [15] Haveman, H.A. and Gualtieri, G., 2016. Institutional logics. Available from: <https://doi.org/10.31235/osf.io/3pv2k>.
- [16] Holcombe, A.O., 2019. Contributorship, Not Authorship: Use CRediT to Indicate Who Did What. *Publications*, 7(3), 48. Available from: <https://doi.org/10.3390/publications7030048>.
- [17] Hörmander, L., 1985. *The analysis of linear partial differential operators. III, Grundlehren der Mathematischen Wissenschaften [Fundamental Principles of Mathematical Sciences]*, vol. 275. Berlin, Germany: Springer-Verlag. Pseudodifferential operators.
- [18] Hörmander, L., 1985. *The analysis of linear partial differential operators. IV, Grundlehren der Mathematischen Wissenschaften [Fundamental Principles of Mathematical Sciences]*, vol. 275. Berlin, Germany: Springer-Verlag. Fourier integral operators.
- [19] IEEE, 2004. IEEE TCSC Executive Committee. *Proceedings of the IEEE International Conference on Web Services*. Washington, DC, USA: IEEE Computer Society, ICWS '04, pp.21–22. Available from: <https://doi.org/10.1109/ICWS.2004.64>.
- [20] Institutional members of the T<sub>E</sub>X users group, 2017. Available from: <http://www.tug.org/instmemb.html>.
- [21] Kalitkin, N.N. and Kuz'mina, L.V., 1975. *Tables of thermodynamic functions of matter at high concentration of energy*. (Preprint 35). Moscow: Institute of Applied Mathematics of the USSR Academy of Sciences.

- [22] Kavetsky, T., Alipour, M., Smutok, O., Mushynska, O., Kiv, A., Fink, D., Farshchi, F., Ahmadian, E. and Hasanzadeh, M., 2021. Magneto-immunoassay of cancer biomarkers: Recent progress and challenges in biomedical analysis. *Microchemical journal*, 167, p.106320. Available from: <https://doi.org/10.1016/j.microc.2021.106320>.
- [23] Kerley, G.I., 2003. *Equations of state for titanium and Ti6Al4V alloy*. (Report SAND 2003-3785). Albuquerque, NM: Sandia National Laboratories.
- [24] Kirschmer, M. and Voight, J., 2010. Algorithmic enumeration of ideal classes for quaternion orders. *SIAM J. Comput.*, 39(5), pp.1714–1747. Available from: <https://doi.org/10.1137/080734467>.
- [25] Kiv, A.E., Molyako, V.A., Maloryan, V.L., Polozovskaya, I.A. and Iskanderova, Z.I., 1995. The creative thinking testing by using of testing problems based on different logical schemes. *Advances in human factors/ergonomics*, 20(B), pp.443–447. Available from: [https://doi.org/10.1016/S0921-2647\(06\)80256-X](https://doi.org/10.1016/S0921-2647(06)80256-X).
- [26] Kiv, A.E. and Soloviev, V.N., 1979. The grasshopper effect in the diamond lattice. *physica status solidi (b)*, 94(1), pp.K91–K95. Available from: <https://doi.org/10.1002/pssb.2220940160>.
- [27] Knuth, D.E., 1997. *The art of computer programming, vol. 1: Fundamental algorithms (3rd. ed.)*. Addison Wesley Longman Publishing Co., Inc.
- [28] Konoplya, R.A., 2002. Quasinormal modes of a small Schwarzschild - Anti-de Sitter black hole. *Physical Review D*, 66(4), p.044009. Available from: <https://doi.org/10.1103/PhysRevD.66.044009>.
- [29] Koryakova, L. and Epimakhov, A., 2007. *The Urals and Western Siberia in the Bronze and Iron Ages*. Cambridge University Press. Available from: <https://doi.org/10.1017/CBO9780511618451>.
- [30] Lee, N., 2005. Interview with Bill Kinder: January 13, 2005. *Comput. Entertain.*, 3(1), 4. Available from: <https://doi.org/10.1145/1057270.1057278>.
- [31] Makhachashvili, R. and Semenist, I., 2021. Digital competencies and soft skills for final qualification assessment: Case study of students of foreign languages programs in India. *2021 The 7th International Conference on Frontiers of Educational Technologies*. New York, NY, USA: Association for Computing Machinery, p.21–30. Available from: <https://doi.org/10.1145/3473141.3473222>.
- [32] Morkun, V., Semerikov, S. and Hryshchenko, S., 2014. Environmental competency of future mining engineers. *Metallurgical and mining industry*, 6(4), pp.4–7. Available from: <https://www.metaljournal.com.ua/environmental-competency-of-future-mining-engineers/>.
- [33] Morkun, V., Semerikov, S. and Hryshchenko, S., 2018. *Methods of using geoinformation technologies in mining engineers' training*. Newcastle upon Tyne: Cambridge Scholars Publishing. Available from: <https://www.cambridgescholars.com/product/978-1-5275-1615-1>.
- [34] Novak, D., 2003. Solder man. *ACM SIGGRAPH 2003 Video Review on Animation theater Program: Part I - Vol. 145 (July 27–27, 2003)*. New York, NY: ACM Press, p.4. Available from: <http://video.google.com/videoplay?docid=6528042696351994555>.
- [35] Obama, B., 2008. A more perfect union. Video. Available from: <http://video.google.com/videoplay?docid=6528042696351994555>.
- [36] Osadcha, K.P. and Osadchy, V.V., 2020. The use of cloud computing technology in professional training of future programmers. *CEUR Workshop Proceedings*, 2879, pp.155–164. Available from: <http://ceur-ws.org/Vol-2879/paper05.pdf>.
- [37] Osadchy, V., Osadcha, K. and Ereemeev, V., 2017. The model of the intelligence system for the analysis of qualifications frameworks of European countries. *International Journal of Computing*, 16(3), pp.133–142. Available from: <https://doi.org/10.1016/j.ijcomp.2017.03.001>.

- [//doi.org/10.47839/ijc.16.3.896](https://doi.org/10.47839/ijc.16.3.896).
- [38] Plato, 2004. 'Statue of Pan'. *Parnassus: Poetry in Review*, 28(1-4), p.123.
  - [39] Poker-Edge.Com, 2006. Stats and analysis. Available from: <http://www.poker-edge.com/stats.php>.
  - [40] Puu, T. and Sushko, I., 2006. *Business cycle dynamics: Models and tools*. Springer Berlin Heidelberg. Available from: <https://doi.org/10.1007/3-540-32168-3>.
  - [41] R Core Team, 2019. R: A language and environment for statistical computing. Available from: <https://www.R-project.org/>.
  - [42] Rous, B., 2022. The enabling of digital libraries. *Digital libraries*, 12(3). To appear.
  - [43] Russell, B., 1947. *History of Western Philosophy and its Connection with Political and Social Circumstances from the Earliest Times to the Present Day*. London: George Allen & Unwin Ltd. Available from: <https://archive.org/details/westernphilosoph035502mbp/page/2/mode/2up>.
  - [44] Rutberg, Ph.G., Safronov, A.A. and Shiryaev, V.N., 2004. *Three-phase ac plasma generator*. (Patent RU 2231936). Ruspatent. Available from: [https://rusneb.ru/catalog/000224\\_000128\\_2002124491\\_20040410\\_A\\_RU/](https://rusneb.ru/catalog/000224_000128_2002124491_20040410_A_RU/).
  - [45] Saptsin, V. and Soloviev, V., 2009. Relativistic quantum econophysics - new paradigms in complex systems modelling. <https://arxiv.org/abs/0907.1142>.
  - [46] Scientist, J., 2009. The fountain of youth. Patent No. 12345, Filed July 1st., 2008, Issued Aug. 9th., 2009.
  - [47] Semerikov, S.O., Soloviev, V.M. and Teplytskyi, I.O., 2000. Instrumentalne zabezpechennia kursu kompiuternoho modeliuvannia [Instrumental support of the course of computer modeling]. *Kompiuter u shkoli i simi*, (4), pp.28–31. Available from: <https://lib.iitta.gov.ua/704129/>.
  - [48] Semerikov, S.O., Striuk, A.M., Vakaliuk, T.A. and Morozov, A.V., 2021. Quantum information technology on the Edge. *CEUR Workshop Proceedings*, 2850, pp.1–15. Available from: <http://ceur-ws.org/Vol-2850/paper0.pdf>.
  - [49] Semerikov, S.O., Teplytskyi, I.O., Soloviev, V.N., Hamaniuk, V.A., Ponomareva, N.S., Kolgatin, O.H., Kolgatina, L.S., Byelyavtseva, T.V., Amelina, S.M. and Tarasenko, R.O., 2021. Methodic quest: Reinventing the system. *Journal of Physics: Conference Series*, 1840(1), p.012036. Available from: <https://doi.org/10.1088/1742-6596/1840/1/012036>.
  - [50] Shramko, Y., 1999. *Intuitionismus und Relevanz, Logische Philosophie*, vol. 3. Berlin: Logos-Verlag.
  - [51] Shramko, Y., 2016. Truth, Falsehood, Information and Beyond: The American Plan Generalized. In: K. Bimbó, ed. *J. Michael Dunn on Information Based Logics*. Cham: Springer International Publishing, pp.191–212. Available from: [https://doi.org/10.1007/978-3-319-29300-4\\_11](https://doi.org/10.1007/978-3-319-29300-4_11).
  - [52] Shramko, Y. and Rossman, V., 2002. Continental and analytical philosophy and intellectual multi-layerism - an interview with the philosopher Vadim Rossman. *Voprosy filosofii*, (11), pp.106–123. Available from: [https://kdpu.edu.ua/shramko/files/2002\\_Voprosy\\_Filosofii\\_Dialog.pdf](https://kdpu.edu.ua/shramko/files/2002_Voprosy_Filosofii_Dialog.pdf).
  - [53] Shramko, Y. and Wansing, H., 2012. *Truth and falsehood: An inquiry into generalized logical values*. Springer Netherlands. Available from: <https://doi.org/10.1007/978-94-007-0907-2>.
  - [54] Smith, S.W., 2010. An experiment in bibliographic mark-up: Parsing metadata for xml export. In: R.N. Smythe and A. Noble, eds. *Proceedings of the 3rd. annual workshop on librarians and computers*. Milan Italy: Paparazzi Press, LAC '10, vol. 3, pp.422–431. Available from: <https://doi.org/99.9999/woot07-S422>.
  - [55] Spector, A.Z., 1990. Achieving application requirements. In: S. Mullender, ed. *Distributed systems*. 2nd ed. New York, NY: ACM Press, pp.19–33. Available from: <https://doi.org/10.1145/90417.90738>.



- [56] Spirin, O., 2005. The Present-Day Tendencies of Teaching Informatics in Ukraine. *From computer literacy to informatics fundamentals*. Berlin, Heidelberg: Springer Berlin Heidelberg, *Lecture Notes in Computer Science*, vol. 3422, pp.75–83. Available from: [https://doi.org/10.1007/978-3-540-31958-0\\_10](https://doi.org/10.1007/978-3-540-31958-0_10).
- [57] Sutherland, I.E., 1968. A futures market in computer time. *Communications of the ACM*, 11(6), pp.449–451. Available from: <https://doi.org/10.1145/363347.363396>.
- [58] Teplytskyi, I.O., 2000. *Rozvytok tvorchykh zdibnostei shkoliariv zasobamy kompiuternoho modeliuvannia [Development of pupils' creative capacities by means of computer simulation]*. The thesis for the degree of candidate of pedagogical sciences on speciality 13.00.02 – theory and methods of teaching informatics. Kryvyi Rih State Pedagogical University. Available from: <http://elibrary.kdpu.edu.ua/handle/0564/1599>.
- [59] Thornburg, H., 2001. Introduction to Bayesian Statistics. Available from: <http://ccrma.stanford.edu/~jos/bayes/bayes.html>.
- [60] Tkachuk, V., Yechkalo, Y., Semerikov, S., Kislova, M. and Hladyr, Y., 2021. Using Mobile ICT for Online Learning During COVID-19 Lockdown. In: A. Bollin, V. Ermolayev, H.C. Mayr, M. Nikitchenko, A. Spivakovsky, M. Tkachuk, V. Yakovyna and G. Zholtkevych, eds. *Information and communication technologies in education, research, and industrial applications*. Cham: Springer International Publishing, pp.46–67. Available from: [https://doi.org/10.1007/978-3-030-77592-6\\_3](https://doi.org/10.1007/978-3-030-77592-6_3).
- [61] Trius, Y.V., Solov'ev, V.N., Serdyuk, O.A. and Piskun, O.V., 2004. Regional educational portal as the main information resource for supporting continuous education and open learning. *Upravlyayushchie sistemy i mashyny*, (4), pp.74–81.
- [62] Vakaliuk, T.A., Spirin, O.M., Lobanchykova, N.M., Martseva, L.A., Novitska, I.V. and Kontsedailo, V.V., 2021. Features of distance learning of cloud technologies for the organization educational process in quarantine. *Journal of Physics: Conference Series*, 1840(1). Available from: <https://doi.org/10.1088/1742-6596/1840/1/012051>.
- [63] Vlasenko, K.V., Rovenska, O.G., Chumak, O.O., Lovianova, I.V. and Achkan, V.V., 2021. A Comprehensive Program of activities to develop sustainable core skills in novice scientists. *Journal of physics: Conference series*, 1946(1), p.012017. Available from: <https://doi.org/10.1088/1742-6596/1946/1/012017>.
- [64] Von Humboldt, W., 1999. *On Language: On the Diversity of Human Language Construction and its Influence on the Mental Development of the Human Species*. Cambridge University Press, chap. 1, pp.11–22. Cambridge Texts in the History of Philosophy.
- [65] Zhaldak, M.I., 1964. On the Chebyshev approximation of a continuous function by a polynomial with coefficients subject to limitation. *Dokl. Akad. Nauk SSSR*, 159(3), pp.493–496. Available from: <http://mi.mathnet.ru/dan30377>.
- [66] Zhaldak, M.I., 2021. Private communication.

## A. Appendix

If your work needs an appendix, add it before the “\end{document}” command at the conclusion of your source document.

Start the appendix with the “\appendix” command:

```
\appendix
```

and note that in the appendix, sections are lettered, not numbered.